

Imago PDF instructions for boardbooks: InDesign and QuarkXpress

When creating PDFs for **Board Books** one setting needs to be different from the other PDF instructions:

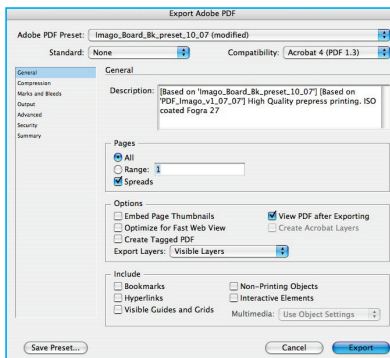
- For **Board Books** the PDFs should be of **spreads** not single pages.
- For all books *other* than Board Books, never supply the printer with spreads. Here the printer needs the PDFs to contain *single pages* otherwise they cannot use them in their imposition.

This is all to do with how the printers impose the pages digitally in their pre-press software and the way that Board Books are printed in spreads.

For all other setting follow the PDF instructions as normal.

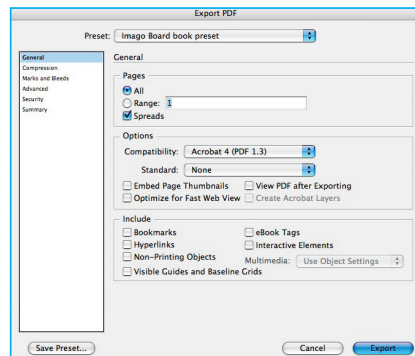
See the screen-grabs below showing you where in the different versions of InDesign or Quark you tick to create the spread PDFs for your Board Book printings.

InDesign CS 3



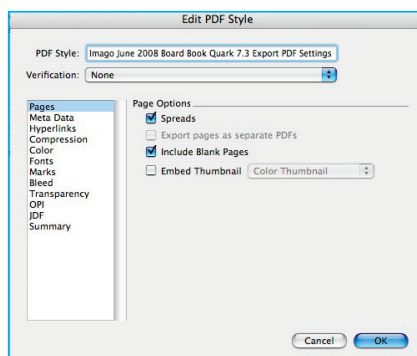
Select **spreads**.

InDesign CS 2



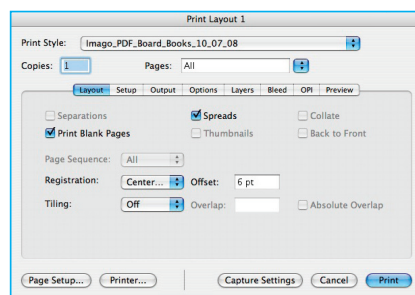
Select **spreads**.

QuarkXpress 7.3



Select **spreads**.

QuarkXpress 6.5



Select **spreads**.